

alwa one


by Sebastian Herkner
TABLES



POWERFUL. COLOURFUL. SENSITIVE.

Normally, glass is regarded as being lightweight with sharp edges. In contrast, Sebastian Herkner's alwa is massive and possesses gentle contours. The raw, hot, glass mass with its natural bubbles is an imprint of the structure, including the uneven, sensitive surface. So nice to touch ... but also ideal for placing a variety of items.

COLOURS + ART. NR

				
top	amber	green	smoky grey	transparent
base	black	black	black	black
alwa one	5500AB	5500GRB	5500GB	5500TB
alwa one big	5501AB	5501GRB	5501GB	5501TB
alwa one super big	5502AB	5502GRB	5502GB	5502TB

	
top	white
base	black
alwa one	5500WB
alwa one big	5501WB

YEAR OF DESIGN

2015 - 2023

MATERIAL

casted glass; powder coated steel

DIMENSIONS (mm)

alwa one Ø380 × 440 H
alwa one big Ø560 × 350 H
alwa one super big Ø740 × 290 H

PRODUCT CHARACTERISTICS

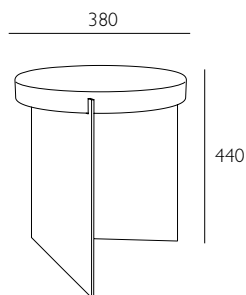
The alwa is a masterwork of traditional craftsmanship. Each table is handmade and has characteristic features such as irregularities in glass thickness, colour variations, small bubbles or bumps in the glass.

ASSEMBLY REQUIRED

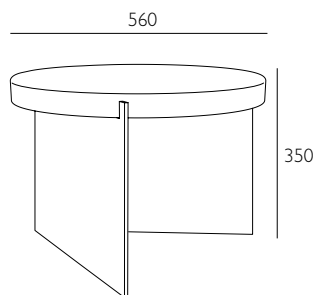
Yes.

alwa one

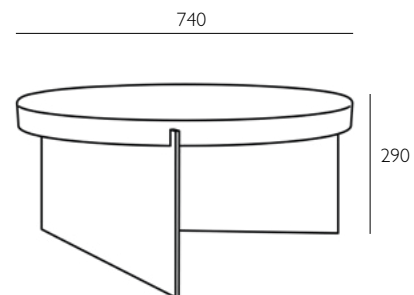
Ø380 × 440 H

**alwa one big**

Ø560 × 350 H

**alwa one super big**

Ø740 × 290 H

**CARE INSTRUCTIONS**

Regular cleaning and maintenance is important in order to keep your pulpo product looking its best and to prolong its life. Always remove any kind of dirt as soon as possible. We recommend that you first test a small, invisible area to ensure that no colour change or damage arises to the product. Do not use materials for maintenance that contain abrasive agents or are basic, acid or organic.

METAL CLEANING**STEEL POWDER COATED**

For dusting and light cleaning of the base, use a soft and dry cloth. For further cleaning, gently wipe the surface with a soft cloth wrung in clean water and a neutral detergent or soap flakes of good quality. Dry immediately afterwards with a soft, dry and clean cloth. For the best maintenance of the product, care for it regularly, protect it against direct sunlight and heat, and try to keep it away from moisture, grease, and other dirt. Furthermore, protect the surfaces against sharp objects and other that might scratch.

GLASS CLEANING

For dusting and light cleaning of glass use a soft, dry cloth. For further cleaning gently wipe the surface with a soft cloth wrung in clean water and a non-abrasive commercial glass cleaner. Dry immediately afterwards with a soft, dry and clean cloth. Please note that bubbles, streaks and other variations in size and colour are part of the production process, and not defects of the design or production of handmade glass.