

oda

by Sebastian Herkner
TABLE AND FLOOR LIGHTS



MONUMENTAL. SCULPTURAL. SOPHISTICATED.

A slender base hugs a bulbous form. An industrial motif softened by the gentle curves of handblown glass. The oda series of table and floor lights reference the stilted forms of silos, furnaces and water towers of a bygone age. A warm glow brings this industrially charged aesthetic into a softer interior setting.

COLOURS+ART. NR

shade	amber	aubergine	aubergine	moonlight white	moonlight white
base	black	black	brass	black	white

small	3060AB	3060AUBB	3060AUBBR	3060MLB	3060MLW
medium	3030AB	3030AUBB	3030AUBBR	3030MLB	3030MLW
in between	3040AB	3040AUBB	3040AUBBR	3040MLB	3040MLW
big	3050AB	3050AUBB	3050AUBBR	3050MLB	3050MLW

shade	smoky grey acetato	smoky grey acetato	smoky grey acetato	moonlight white	white
base	black	brass	black	galvanized	galvanized

small	3060GB	3060GBR	3060GACB	3060MLWGAL	3060W GAL
medium	3030GB	3030GBR	3030GACB	3030MLWGAL	3030W GAL
in between	3040GB	3040GBR	3040GACB	3040MLWGAL	3040W GAL
big	3050GB	3050GBR	3050GACB	3050MLWGAL	3050W GAL

shade	smoky grey acetato	white	white
base	brass	black	white

small	3060GACBR	3060WB	3060WW
medium	3030GACBR	3030WB	3030WW
in between	3040GACBR	3040WB	3040WW
big	3050GACBR	3050WB	3050WW

shade	steel grey acetato	steel grey acetato	white + light blue	rose + marone	cosmo chocolate
base	brass	black	galvanized	brass	

small	3060SGBR	3060SGB	3060WBLGAL	3060ROMABR	3060COCHOB
medium	3030SGBR	3030SGB	3030WBLGAL	3030ROMABR	3030COCHOB
in between	3040SGBR	3040SGB	3040WBLGAL	3040ROMABR	3040COCHOB
big	3050SGBR	3050SGB	3050WBLGAL	3050ROMABR	3050COCHOB

YEAR OF DESIGN

2014

MATERIAL

handblown glass, coloured and steel

DIMENSIONS (mm)

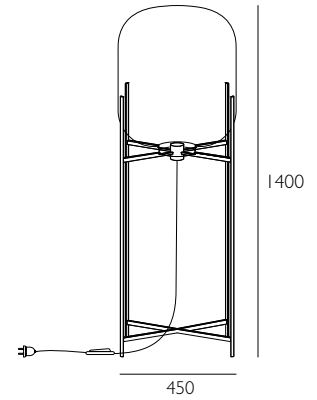
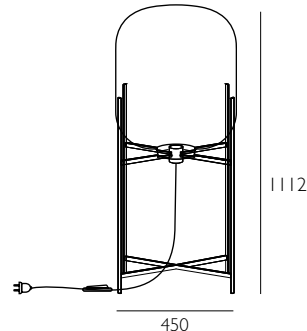
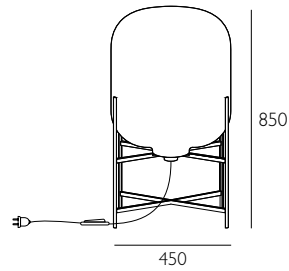
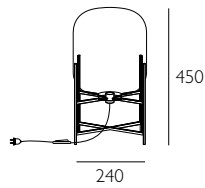
small	Ø240 × 450 H
medium	Ø450 × 850 H
in between	Ø450 × 1112 H
big	Ø450 × 1400 H

PRODUCT CHARACTERISTICS

The oda is a masterwork of traditional craftsmanship. Each lamp is handmade and has characteristic features such as irregularities in glass thickness, colour variations, small bubbles or bumps in the glass or the base.

ASSEMBLY REQUIRED

Yes.



oda small
TABLE LIGHT

BASE
steel, half-round tube Ø8 mm,
powder coated, chrome plated or brass
SHADE
handblown glass, coloured
CABLE
textile, 3000 mm with hand switch
and Euro-plug
DIMENSIONS (mm)
Ø240 × 450 H

LIGHT SOURCE
Bulb: LED filament
Bulb fitting: E14 240 Volt
Dimensions (mm): Ø39 × 103 H
Power consumption: 1 Watt
Voltage (V): 220–240; 50/60 Hz
Lifetime: 30 000 h
Radiation angle: 360°
Colour temperature: 2500 K
Lumen: 105 lm
Finish: warm white



UL Version
LED Filament fully dimmable
2.5W/120V
E12, 2200 K

oda medium
FLOOR LIGHT

BASE
steel, half-round tube Ø16 mm,
powder coated, chrome plated or brass
SHADE
handblown glass, coloured
CABLE
textile, 4000 mm with foot switch
and Euro-plug
DIMENSIONS (mm)
Ø450 × 850 H

LIGHT SOURCE
Bulb: LED filament dimmable
Bulb fitting: E27 240 Volt
Dimensions (mm): Ø64 × 142 H
Power consumption: 4 Watt
Voltage (V): 220–240; 50/60 Hz
Lifetime: 30 000 h
Radiation angle: 360°
Colour temperature: 2100 K
Lumen: 260 lm
Finish: warm white



UL Version
LED Filament fully dimmable
7W/120V
E26, 2200 K

oda in between
FLOOR LIGHT

BASE
steel, half-round tube Ø16 mm,
powder coated, chrome plated or brass
SHADE
handblown glass, coloured
CABLE
textile, 4000 mm with foot switch
and Euro-plug
DIMENSIONS (mm)
Ø450 × 1112 H

LIGHT SOURCE
Bulb: LED filament dimmable
Bulb fitting: E27 240 Volt
Dimensions (mm): Ø64 × 142 H
Power consumption: 4 Watt
Voltage (V): 220–240; 50/60 Hz
Lifetime: 30 000 h
Radiation angle: 360°
Colour temperature: 2100 K
Lumen: 260 lm
Finish: warm white



UL Version
LED Filament fully dimmable
8.5W/120V
fully dimmable E26, 2700 K

oda big
FLOOR LIGHT

BASE
steel, half-round tube Ø16 mm,
powder coated, chrome plated or brass
SHADE
handblown glass, coloured
CABLE
textile, 4000 mm with foot switch
and Euro-plug
DIMENSIONS (mm)
Ø450 × 1400 H

LIGHT SOURCE
Bulb: LED filament dimmable
Bulb fitting: E27 240 Volt
Dimensions (mm): Ø64 × 142 H
Power consumption: 4 Watt
Voltage (V): 220–240; 50/60 Hz
Lifetime: 30 000 h
Radiation angle: 360°
Colour temperature: 2100 K
Lumen: 260 lm
Finish: warm white



UL Version
LED Filament fully dimmable
8.5W/120V
fully dimmable E26, 2700 K

CARE INSTRUCTIONS

Regular cleaning and maintenance is important in order to keep your pulpo product looking its best and to prolong its life. Always remove any kind of dirt as soon as possible. We recommend that you first test a small, invisible area to ensure that no colour change or damage arises to the product. Do not use materials for maintenance that contain abrasive agents or are basic, acid or organic.

METAL CLEANING

STEEL POWDER COATED, STEEL CHROME PLATED AND BRASS
For dusting and light cleaning of the base, use a soft and dry cloth. For further cleaning, gently wipe the surface with a soft cloth wrung in clean water and a neutral detergent or soap flakes of good quality. Dry immediately afterwards with a soft, dry and clean cloth. For the best maintenance of the product, care for it regularly, protect it against direct sunlight and heat, and try to keep it away from moisture, grease, and other dirt. Furthermore, protect the surfaces against sharp objects and other that might scratch. Please note that brass may develop a patina over time. The darkening of the surface is due to oxidation. If left untreated, the surface will eventually turn entirely darker.

GLASS CLEANING

For dusting and light cleaning of glass use a soft, dry cloth. For further cleaning gently wipe the surface with a soft cloth wrung in clean water and a non-abrasive commercial glass cleaner. Dry immediately afterwards with a soft, dry and clean cloth. Please note that bubbles, streaks and other variations in size and colour are part of the production process, and not defects of the design or production of handmade glass.