

# alwa two

by Sebastian Herkner  
TABLES



### POWERFUL. COLOURFUL. SENSITIVE.

Normally, glass is regarded as being lightweight with sharp edges. In contrast, Sebastian Herkner's alwa is massive and possesses gentle contours. The raw, hot, glass mass with its natural bubbles is an imprint of the structure, including the uneven, sensitive surface. So nice to touch ... but also ideal for placing a variety of items.





### YEAR OF DESIGN

2015


### MATERIAL

casted glass;  
powder coated steel

### COLOURS + ART. NR

				
TOP	amber	green	smoky grey	transparent
BASE	black	black	black	black
alwa two	5600AB	5600GRB	5600GB	5600TB
alwa two big	5601AB	5601GRB	5601GB	5601TB

	
TOP GLASS	white
BASE STEEL	black
alwa two	5600WB
alwa two big	5601WB

### DIMENSIONS (mm)

alwa two  
Ø 380 × 440 H  
alwa two big  
Ø 560 × 350 H

### PRODUCT CHARACTERISTICS

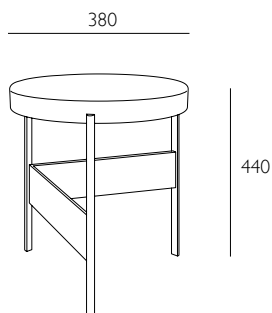
Each piece is created from transparent or coloured cast glass. Bubbles, streaks and other variations in size and colour are part of the production process, and not defects of the design or production.

### ASSEMBLY REQUIRED

Yes.

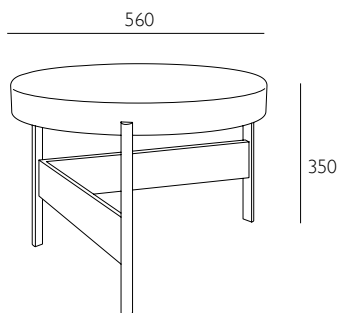
## alwa two

Ø 380 × 440 H



## alwa two big

Ø 560 × 350 H



### CARE INSTRUCTIONS

Regular cleaning and maintenance is important in order to keep your pulpo product looking its best and to prolong its life. Always remove any kind of dirt as soon as possible. We recommend that you first test a small, invisible area to ensure that no colour change or damage arises to the product. Do not use materials for maintenance that contain abrasive agents or are basic, acid or organic.

### METAL CLEANING

#### STEEL POWDER COATED

For dusting and light cleaning of the base, use a soft and dry cloth. For further cleaning, gently wipe the surface with a soft cloth wrung in clean water and a neutral detergent or soap flakes of good quality. Dry immediately afterwards with a soft, dry and clean cloth. For the best maintenance of the product, care for it regularly, protect it against direct sunlight and heat, and try to keep it away from moisture, grease, and other dirt. Furthermore, protect the surfaces against sharp objects and other that might scratch.

### GLASS CLEANING

For dusting and light cleaning of glass use a soft, dry cloth. For further cleaning gently wipe the surface with a soft cloth wrung in clean water and a non-abrasive commercial glass cleaner. Dry immediately afterwards with a soft, dry and clean cloth. Please note that bubbles, streaks and other variations in size and colour are part of the production process, and not defects of the design or production of handmade glass.