


stellar wall one


by Sebastian Herkner
WALL LIGHT



STARDUST. MOONLIGHT. MANUFACTURED.

Raised up above the clouds on a simple black powder coated steel base, the stellar floor lamp will shine across your interior universe. A grouping of star-like spheres mixes frosted acetate illumination with a textured ripple. These handblown glass spheres offer the perfect mix of elegance and mystery for the rest of your interior to orbit.

COLOURS + ART. NR



shade	transparent acetate	aubergine acetate
base	black	black
	7906TB	7906AUBB

YEAR OF DESIGN

2019

MATERIAL

handblown glass, coloured
powder coated steel

DIMENSIONS (mm)

210 L x 180 W x 180 H

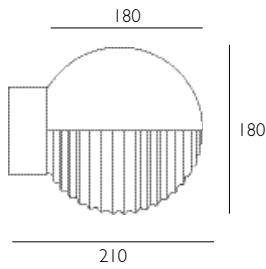
PRODUCT CHARACTERISTICS

The stellar wall is a masterwork of traditional craftsmanship. Each lamp is handmade and has characteristic features such as irregularities in glass thickness, colour variations, small bubbles or bumps in the glass.

ASSEMBLY REQUIRED

Yes.

stellar wall one WALL LIGHT



FRAME

steel, powder coated

SHADE

handblown glass, coloured

DIMENSIONS (mm)

210 L × 180 W × 180 H

LIGHT SOURCE

Bulb: dimmable LED

Bulb fitting: E27 240 Volt

Dimensions (mm): Ø 45 × 75 H

Power consumption: 4 Watt

Voltage (V): 220–240; 50/60 Hz

Lifetime: 30 000 h

Radiation angle: 360°

Colour temperature: 2700 K

Lumen: 330 lm

Energy class: A⁺

Finish: warm white



CARE INSTRUCTIONS

Regular cleaning and maintenance is important in order to keep your pulpo product looking its best and to prolong its life. Always remove any kind of dirt as soon as possible. We recommend that you first test a small, invisible area to ensure that no colour change or damage arises to the product. Do not use materials for maintenance that contain abrasive agents or are basic, acid or organic.

METAL CLEANING

STEEL POWDER COATED

For dusting and light cleaning of the base, use a soft and dry cloth. For further cleaning, gently wipe the surface with a soft cloth wrung in clean water and a neutral detergent or soap flakes of good quality. Dry immediately afterwards with a soft, dry and clean cloth. For the best maintenance of the product, care for it regularly, protect it against direct sunlight and heat, and try to keep it away from moisture, grease, and other dirt. Furthermore, protect the surfaces against sharp objects and other that might scratch.

GLASS CLEANING

For dusting and light cleaning of glass use a soft, dry cloth. For further cleaning gently wipe the surface with a soft cloth wrung in clean water and a non-abrasive commercial glass cleaner. Dry immediately afterwards with a soft, dry and clean cloth. Please note that bubbles, streaks and other variations in size and colour are part of the production process, and not defects of the design or production of handmade glass.