

chouchou

by Lorenzo Zanovello
TABLES






The chouchou side and coffee tables feature elongated arches and solid tops on which to rest life's objects. Rough edges and uneven lines are testament to a hands-on approach to production. Finish in either a mottled glaze to highlight these imperfections or a gloss multi-coloured finish to contrast, a unique ceramic form is exposed.

YEAR OF DESIGN
2019

MATERIAL
ceramic

DIMENSIONS (mm)
OVAL
560 L x 430 W x 390 H
ROUND
Ø550 x 450 H
HIGH
Ø390 x 570 H

COLOURS + ART. NR

			
	marble white	blue black	lapislazuli
OVAL	I702MW	I702BB	I702LL
ROUND	I703MW	I703BB	I703LL
HIGH	I704MW	I704BB	I704LL

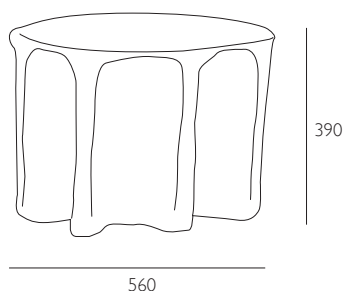
PROCESS
Each piece is created from a mottled or gloss glazed ceramic. Streaks and other variations in size and colour are part of the production process, and not defects of the design or production.

chouchou

TABLE

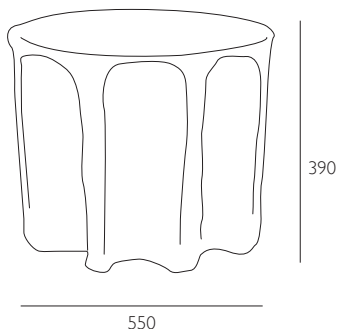
OVAL

560 L x 430 W x 390 H



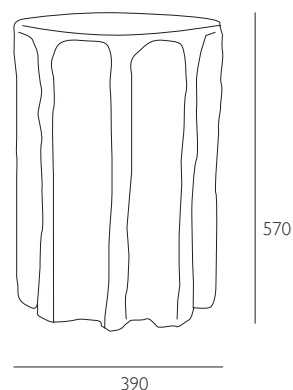
ROUND

Ø 550 x 450 H



HIGH

Ø 390 x 570 H



CARE INSTRUCTIONS

Regular cleaning and maintenance is important in order to keep your pulpo product looking its best and to prolong its life. Always remove any kind of dirt as soon as possible. We recommend that you first test a small, invisible area to ensure that no colour change or damage arises to the product. Do not use materials for maintenance that contain abrasive agents or are basic, acid or organic.

CERAMIC CLEANING

For dusting and light cleaning of ceramic, use a soft and dry cloth. For further cleaning, gently wipe the surface with a soft cloth wrung in clean warm water. Dry immediately afterwards with a soft, dry and clean cloth. For the best maintenance of the product, care for it regularly, and try to keep it away from moisture, grease and other dirt. Furthermore, protect the surfaces against sharp objects and others that might scratch.