

font

by Sebastian Herkner  
TABLE



Otherworldly in appearance and composition, the font series of coffee and side tables seem as if from another planet. Their crystalline formations fuse two everyday materials into objects that are truly unique.






The fusing of glass and ceramics was first utilised by astronomical telescopes due to its non-porous nature and ability to withstand extreme temperatures. Not only highly functional, the makeup of glass ceramics presents a stunning patterned material that evokes the coming together of elements in a galaxy far away. Best of all, glass ceramic is 100% recycled and recyclable. To best present this unique material, Herkner has composed a series of graphic forms that play with perceptions of geometry and perspective.

**YEAR OF DESIGN**  
2016

**MATERIAL**  
glass ceramic

**DIMENSIONS** (mm)  
LOW 420 L x 420 W x 360 H  
HIGH 340 L x 340 W x 480 H  
ROUND SMALL Ø440 x 360 H  
ROUND LARGE Ø500 x 420 H  
ROUND HIGH Ø360 x 540H

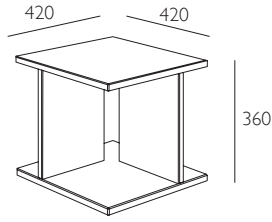
COLOURS + ART. NR

					
	champagne brown	green	jade	ocean blue	polar white
LOW	3400BR	3400GR	3400J	3400BL	3400W
HIGH	3500BR	3500GR	3500J	3500BL	3500W
SMALL	3600BR	3600GR	3600J	3600BL	3600W
ROUND LARGE	3601BR	3601GR	3601J	3601BL	3601W
ROUND HIGH	3602BR	3602GR	3602J	3602BL	3602W

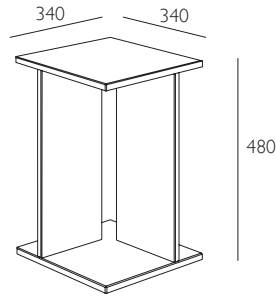
**PROCESS**  
Each piece is created from glass ceramic. Bubbles, streaks and other variations in size and colour are part of the production process, and not defects of the design or production.

**font low**

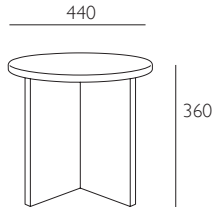
420 L x 420 W x 360 H

**font high**

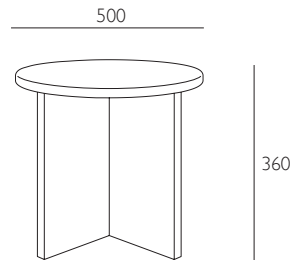
340 L x 340 W x 480 H

**font round small**

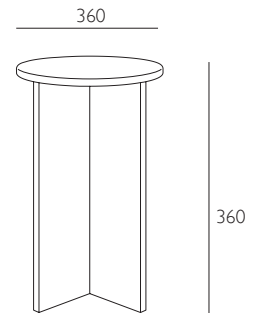
Ø 440 x 360 H

**font round large**

Ø 500 x 420 H

**font round high**

Ø 360 x 540 H

**CARE INSTRUCTIONS**

Regular cleaning and maintenance is important in order to keep your pulpo product looking its best and to prolong its life. Always remove any kind of dirt as soon as possible. We recommend that you first test a small, invisible area to ensure that no colour change or damage arises to the product. Do not use materials for maintenance that contain abrasive agents or are basic, acid or organic.

**GLASS CLEANING**

For dusting and light cleaning of glass use a soft, dry cloth. For further cleaning gently wipe the surface with a soft cloth wrung in clean water and a non-abrasive commercial glass cleaner. Dry immediately afterwards with a soft, dry and clean cloth. Please note that bubbles, streaks and other variations in size and colour are part of the production process, and not defects of the design or production of handmade glass.

**CERAMIC CLEANING**

For dusting and light cleaning of ceramic use a soft, dry cloth. For further cleaning gently wipe the surface with a soft cloth wrung in clean warm water. Dry immediately afterwards with a soft, dry and clean cloth.