

marelle

by Sacha Walckhoff

RUG



Mixing geometric patterns with a hit of colour, colour bombed camouflage with abstract mark making; the marelle rug presents a unique fusion of fashion and interiors. Designed by Sacha Walckhoff - who himself is a mix of the fashion and interior worlds; he has taken the humble rug into new territory. With a mix-and-match approach, marelle's components can simply be taken apart or brought together using zips. Like adding a winter jacket to your favourite outfit, marelle can grow and shrink at a whim. Adding together sections of cross patterned rugs, muted or vibrant camouflage areas, or large abstract canvases; this series allows you to create your own collage.

YEAR OF DESIGN

2018











MATERIAL

wool

DIMENSIONS (mm)

whole rug	3250 L x 3000 W
middle	2500 L x 1500 W
top	1500 L x 750 W
left	1500 L x 1000 W
right	1500 L x 500 W

COLOURS + ART. NR

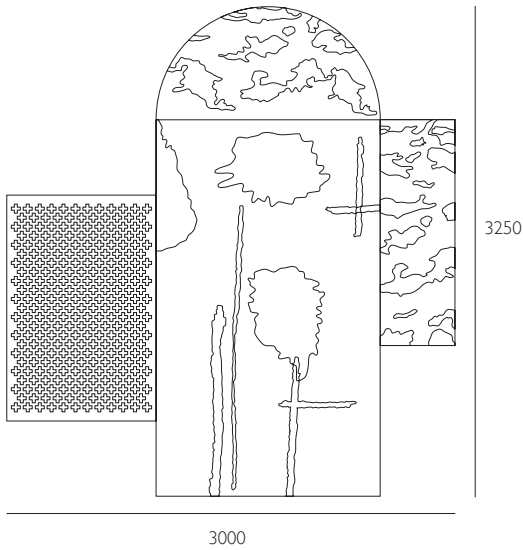
				
WHOLE RUG various	MIDDLE various	LEFT beige and blue	TOP vermillion	RIGHT yellow
1800C-SET	1800C-01	1800C-02	1800C-03	1800C-04
				
WHOLE RUG black and white	MIDDLE black and white	LEFT black	TOP black and white	RIGHT grey
1800B-SET	1800B-01	1800B-02	1800B-03	1800B-04

PROCESS

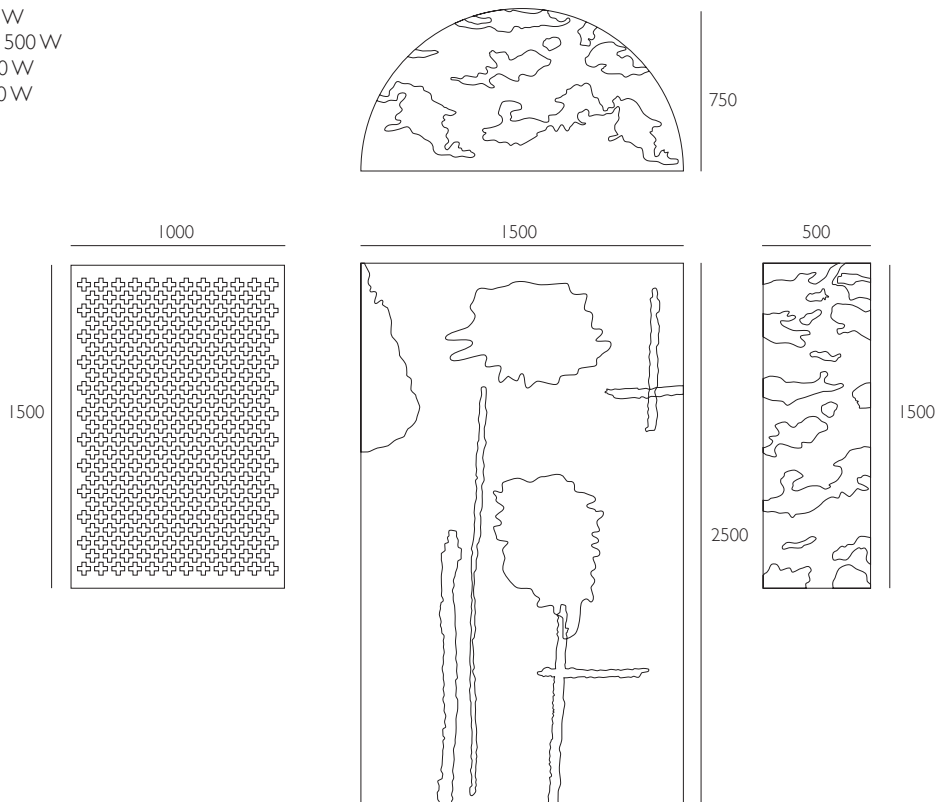
Each section is produced from 100% wool and can be connected by individual steel zips.

marelle

whole rug 3250 L x 3000 W



top 1500 L x 750 W
middle 2500 L x 1500 W
left 1500 L x 1000 W
right 1500 L x 500 W



CARE INSTRUCTIONS

Regular cleaning and maintenance is important in order to keep your pulpo product looking its best and to prolong its life. Always remove any kind of dirt as soon as possible. We recommend that you first test a small, invisible area to ensure that no colour change or damage arises to the product. Do not use materials for maintenance that contain abrasive agents or are basic, acid or organic.

CARPET

Vacuum rugs regularly using the appropriate attachment. Indentations caused by furniture can usually be removed by vacuuming or brushing. Always avoid exposure to direct sunlight. To clean rugs, use only warm water and, if needed, a mild soap. Rugs can also be cleaned professionally. For heavy soiling or stains, please consult a professional.