


# aspa

by MUT Design

TABLE



The aspa table series by Spanish studio MUT Design presents the perfect platform in which to express our love of glass in all its forms. Each table brings together five glass panels converging at their centre. As each straight line is brought in, the coloured transparency of the glass form darkens to produce a layered aesthetic to the series. This layered form is highlighted through a combination of smooth glass surfaces backing onto rippled and textured chapel glass panels. The aspa series is made up of three variations of coffee and side tables, and available in a range of colours that add a further dimension to this captivating collection.

**YEAR OF DESIGN**

2020

**MATERIAL**

glass



**DIMENSIONS (mm)**

SMALL 400 L x 400 W x 500 H

MEDIUM 600 L x 600 W x 400 H

BIG 900 L x 900 W x 320 H

**COLOURS + ART. NR**



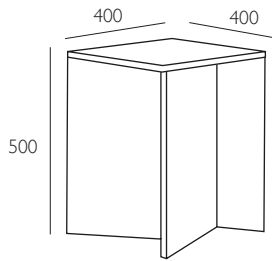
	grey	rose	satinato white	yellow
SMALL	5702GR	5702R	5702SW	5702Y
MEDIUM	5703GR	5703R	5703SW	5703Y
BIG	5704GR	5704R	5704SW	5704Y

**PROCESS**

The table is produced from textured chapel glass affixed to toughened glass panels. Bubbles, streaks and other variations in size and colour are part of the production process, and not defects of the design or production.

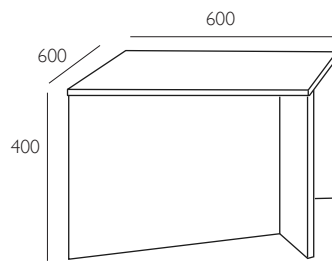
### aspa small

400 L x 400 W x 500 H



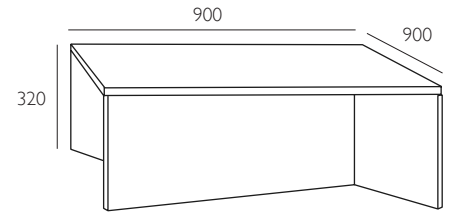
### aspa medium

600 L x 600 W x 400 H



### aspa big

900 L x 900 W x 320 H



---

#### CARE INSTRUCTIONS

Regular cleaning and maintenance is important in order to keep your pulpo product looking its best and to prolong its life. Always remove any kind of dirt as soon as possible. We recommend that you first test a small, invisible area to ensure that no colour change or damage arises to the product. Do not use materials for maintenance that contain abrasive agents or are basic, acid or organic.

#### GLASS CLEANING

For dusting and light cleaning of glass use a soft, dry cloth. For further cleaning gently wipe the surface with a soft cloth wrung in clean water and a non-abrasive commercial glass cleaner. Dry immediately afterwards with a soft, dry and clean cloth. Please note that bubbles, streaks and other variations in size and colour are part of the production process, and not defects of the design or production of handmade glass.