

gin

by Sebastian Herkner
TABLES



One part coloured, two parts lacquered. Or was it three parts mirrored to one part textured gold. Inspired by the endless possibilities of glass; composition, texture and finishing, the gin series of tables are as balanced as your favourite evening beverage. Sebastian Herkner has acted as mixologist on a set of tables – simple in appearance, that dive head first into the endless world of glass. Celebrating a centuries old material with a contemporary twist of lime.

YEAR OF DESIGN
2018

MATERIAL
glass and powder coated steel

COLOURS + ART. NR



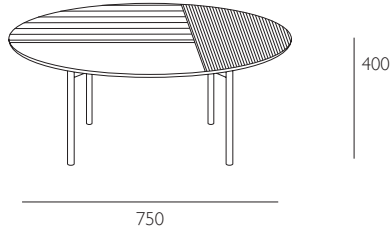
SIZE	MEDIUM	MEDIUM	LARGE	LARGE	HIGH
TOP GLASS	dark green, gold, white	dark green, silver, white	black, gold, white	black, silver, white	white, mirror
BASE STEEL	black	black	black	black	black
	2901GO	2901SI	2902GO	2902SI	2900

DIMENSIONS (mm)
MEDIUM
Ø 750 x 400 H
LARGE
Ø 1000 x 310 H
HIGH
Ø 500 x 500 H

PROCESS
Each piece is created from glass sheet in a combination of lacquered, textured and mirrored finishes. The frame is constructed in black powder coated steel.

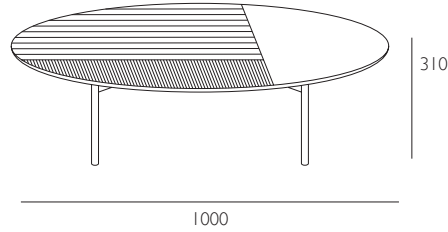
gin medium

Ø750 x 400H



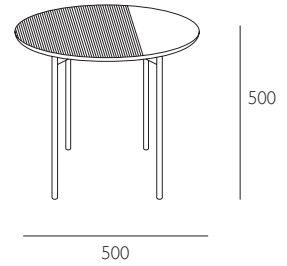
gin large

Ø1000 x 310H



gin high

Ø500 x 500H



CARE INSTRUCTIONS

Regular cleaning and maintenance is important in order to keep your pulpo product looking its best and to prolong its life. Always remove any kind of dirt as soon as possible. We recommend that you first test a small, invisible area to ensure that no colour change or damage arises to the product. Do not use materials for maintenance that contain abrasive agents or are basic, acid or organic.

METAL CLEANING

STEEL POWDER COATED

For dusting and light cleaning of the base, use a soft and dry cloth. For further cleaning, gently wipe the surface with a soft cloth wrung in clean water and a neutral detergent or soap flakes of good quality. Dry immediately afterwards with a soft, dry and clean cloth. For the best maintenance of the product, care for it regularly, protect it against direct sunlight and heat, and try to keep it away from moisture, grease, and other dirt. Furthermore, protect the surfaces against sharp objects and other that might scratch.

GLASS CLEANING

For dusting and light cleaning of glass use a soft, dry cloth. For further cleaning gently wipe the surface with a soft cloth wrung in clean water and a non-abrasive commercial glass cleaner. Dry immediately afterwards with a soft, dry and clean cloth. Please note that bubbles, streaks and other variations in size and colour are part of the production process, and not defects of the design or production of handmade glass.