

mila

by Sebastian Herkner
TABLE







Sensuous curves meet striking lines - an exercise in shape and composition. Testing the boundaries of material and form, Sebastian Herkner has utilised the strengths and tested the limits of ceramic production. The mila tables' bold physique demonstrates a balanced playfulness; playfulness highlighted through a bold set of colours fit for any setting.

YEAR OF DESIGN
2017

MATERIAL
ceramic

COLOURS + ART. NR

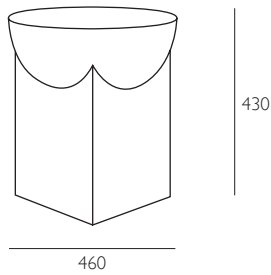
			
	black	blue	grey
SMALL	2800S	2800BL	2800GR
LARGE	2801S	2801BL	2801GR
HIGH	2802S	2802BL	2802GR
			
	rose	white	yellow
SMALL	2800RO	2800W	2800Y
LARGE	2801RO	2801W	2801Y
HIGH	2802RO	2802W	2802Y

DIMENSIONS (mm)
SMALL Ø460 x 430 H
LARGE Ø540 x 360 H
HIGH Ø360 x 480 H

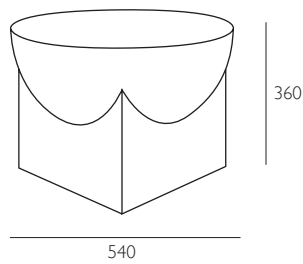
PROCESS
Each piece is created from gloss glazed ceramic. Streaks and other variations in size and colour are part of the production process, and not defects of the design or production.

mila small

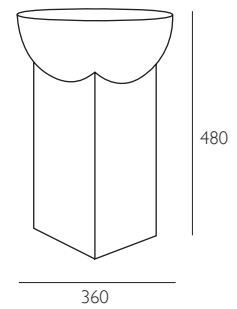
Ø 460 x 430 H

**mila large**

Ø 540 x 360 H

**mila high**

Ø 360 x 480 H

**CARE INSTRUCTIONS**

Regular cleaning and maintenance is important in order to keep your pulpo product looking its best and to prolong its life. Always remove any kind of dirt as soon as possible. We recommend that you first test a small, invisible area to ensure that no colour change or damage arises to the product. Do not use materials for maintenance that contain abrasive agents or are basic, acid or organic.

CERAMIC CLEANING

For dusting and light cleaning of ceramic use a soft, dry cloth. For further cleaning gently wipe the surface with a soft cloth wrung in clean warm water. Dry immediately afterwards with a soft, dry and clean cloth.