


# tavolo2 & tavolino2

by Julia Chiaramonti  
TABLES



## STRAIGHT. WAVY. FUTURISTIC.

Clear lines, avantgarde shape: Julia Chiaramonti's design philosophy is inspired by the material's distinctiveness. The base of tavolino2 side table and tavolo2 dining table is made of powder-coated or lacquered aluminum waves tamed by a glass top available in four different colors: lemon, rose, green and parsol grey. The solid base comes in beige red, fango green, ultramarine blue and smoky grey.

## COLOURS + ART. NR

	lemon	rose	green	parsol grey
GLASSTOP				
tavolo2	8702Y	8702RO	8702GR	8702G
tavolino2	8700Y	8700RO	8700GR	8700G
BASE				
tavolo2	8703BERE	8703GR	8703BL	8703G
tavolino2	8701BERE	8701GR	8701BL	8701G

## YEAR OF DESIGN

2021

## MATERIAL

Glass, aluminium

## DIMENSIONS (mm)

tavolo2 | 1800 L x 1000 W x 750 H

tavolino2 | 1355 L x 595 W x 400 H

## PRODUCT CHARACTERISTICS

Each piece is created from coloured glass.

## ASSEMBLY REQUIRED

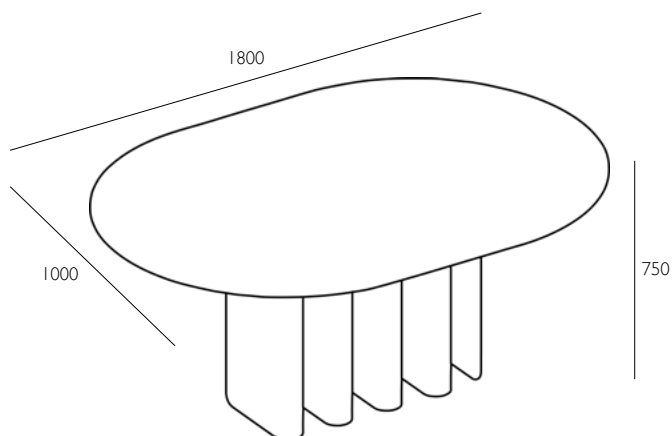
Yes.

## NOTE

All color combinations available on request.

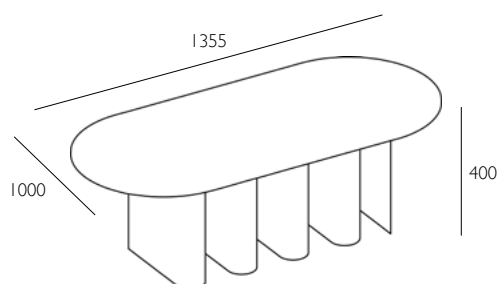
## tavolo2

1800 L x 1000 W x 750 H



## tavolino2

1355 L x 595 W x 400 H



### CARE INSTRUCTIONS

Regular cleaning and maintenance is important in order to keep your pulpo product looking its best and to prolong its life. Always remove any kind of dirt as soon as possible. We recommend that you first test a small, invisible area to ensure that no colour change or damage arises to the product. Do not use materials for maintenance that contain abrasive agents or are basic, acid or organic.

### ALUMINIUM CLEANING

Carefully remove any loose surface deposits with a wet sponge by gently rubbing. Clean by gently rubbing the surface with a soft brush (non-abrasive) and a dilute solution of a mild detergent, e.g. pH-neutral liquid hand or dishwashing detergent in warm water to remove dust, salt and other deposits.

### GLASS CLEANING

For dusting and light cleaning of glass use a soft, dry cloth. For further cleaning gently wipe the surface with a soft cloth wrung in clean water and a non-abrasive commercial glass cleaner. Dry immediately afterwards with a soft, dry and clean cloth. Please note that bubbles, streaks and other variations in size and colour are part of the production process, and not defects of the design or production of handmade glass.