

collage

by Sylvain Willenz
CONSOLE




CABINET. CUSTOMIZE. CHARACTERISE.

Made for random curation, Sylvain Willenz' collection acts like a 3-D study in furniture to come. Their range of variety with sliding elements goes analogue with the vivid play with different materials such as ceramics, textured glass, marble, travertine and steel. Highly functional and simultaneously decorative elements make collage a masterpiece in terms of uniting contradictions.

COLORS + ART. NR



STONE	travertino clasisco	travertino clasisco	carrara white	carrara white
CERAMIC SLIDER	tobacco	rose	tobacco	rose
BIG	9500TRTO	9500TRRO	9500WTO	9500WRO
MINI	9510TRTO	9510TRRO	9510WTO	9510WRO



STONE	marquinia black	marquinia black	green alps	green alps
CERAMIC SLIDER	tobacco	rose	tobacco	rose
BIG	9500BTO	9500BRO	9500GTO	9500GRO
MINI	9510BTO	9510BRO	9510GTO	9510GRO

YEAR OF DESIGN

2022

MATERIAL

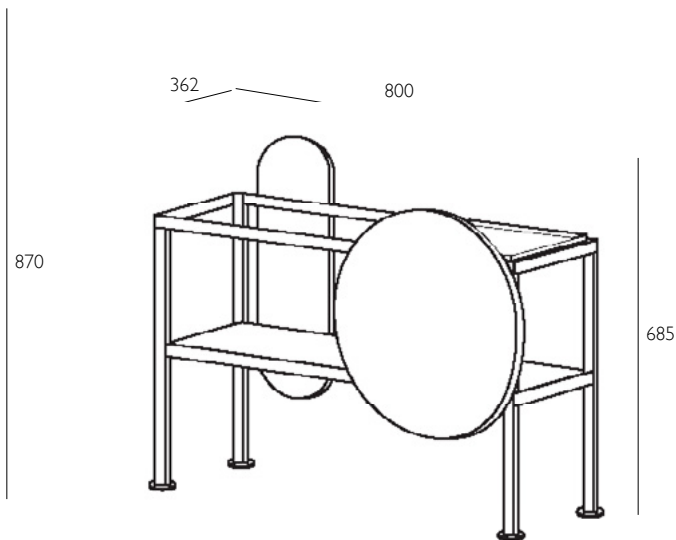
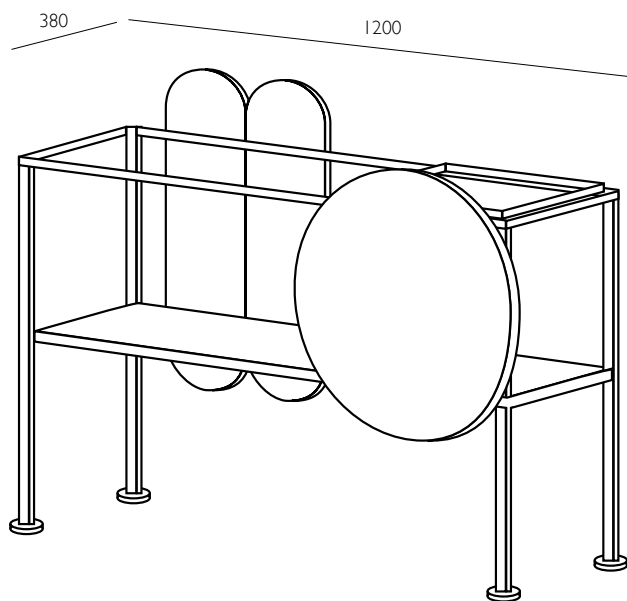
Aluminium, glass, travertino clasisco, carrara white, marquinia black or greens alps stone colors

DIMENSIONS (mm)

BIG 1200 L x 380 W x 870 H
MINI 800 L x 362 W x 685 H

ASSEMBLY REQUIRED

Yes.



CARE INSTRUCTIONS

Regular cleaning and maintenance is important in order to keep your pulpo product looking its best and to prolong its life. Always remove any kind of dirt as soon as possible. We recommend that you first test a small, invisible area to ensure that no colour change or damage arises to the product. Do not use materials for maintenance that contain abrasive agents or are basic, acid or organic.

ALUMINIUM CLEANING

These finishes are relatively fine and should therefore be lightly cleaned with the utmost care, avoiding abrasive cleaning agents. Vigorous rubbing should be avoided.

Mild soap with water and a soft brush (like nylon bristles that are very soft, or natural brushes with soft texture) or a clean lint free soft cloth to clean. A freshwater rinse is recommended method of washing the aluminium furniture, and drying with a towel (as necessary.)

Regular wiping with a soft cloth will reduce the necessity for more stringent and possibly harmful action, if dirt and grease deposits are allowed to collect on the surface.

GLASS CLEANING

For dusting and light cleaning of glass use a soft, dry cloth. For further cleaning gently wipe the surface with a soft cloth wrung in clean water and a non-abrasive commercial glass cleaner. Dry immediately afterwards with a soft, dry and clean cloth. Please note that bubbles, streaks and other variations in size and colour are part of the production process, and not defects of the design or production of handmade glass.

STONE CLEANING

For dusting and light cleaning of stone use a soft, dry cloth. For further cleaning gently wipe the surface with a soft cloth wrung in clean warm water. Dry immediately afterwards with a soft, dry and clean cloth.

CERAMIC CLEANING

For dusting and light cleaning of ceramic, use a soft and dry cloth. For further cleaning, gently wipe the surface with a soft cloth wrung in clean warm water. Dry immediately afterwards with a soft, dry and clean cloth. For the best maintenance of the product, care for it regularly, and try to keep it away from moisture, grease and other dirt. Furthermore, protect the surfaces against sharp objects and others that might scratch.